




TABLA DE TRABAJO CON UNA CARGA

APLICACIÓN	MODELO	BATERÍA										
		BLi10 40-B70	BLi20 40-B140	BLi30	BLi100	40-B140X	BLi200	BLi200X	40-B220X	BLi300	40-B330X	BLi950X
MOTOSIERRA												
Derribo	540i XP'/XP G' T540i XP'/XP G'	45 min	1 h 30 min	3 h	1 h	N/A	2 h	2 h	N/A	3 h 30 min	N/A	12 h
Desrame	540i XP'/XP G' T540i XP'/XP G' 535i XP' T535i XP'	1 h	2 h	4 h	1 h 30 min	N/A	3 h	3 h	N/A	5 h 30 min	N/A	17 h 30 min
Poda	540i XP'/XP G' 535i XP' T535i XP'	30 min	1 h	1 h 45 min	40 min	N/A	1 h 15 min	1 h 15 min	N/A	2 h 15 min	N/A	7 h 30 min
	435i 340i	30 min	1 h	1 h 50 min	40 min	N/A	1 h 15 min	1 h 15 min	N/A	2 h 15 min	N/A	8 h 15 min
	240i	N/A	1 h	2 h	N/A	N/A	N/A	N/A	N/A	N/A	N/A	N/A
	225i	N/A	1 h	2 h	N/A	N/A	N/A	N/A	N/A	N/A	N/A	N/A
	542i XP'/XP G' 540i XP'/XP G'	15 min	30 min	45 min	15 min	N/A	30 min	30 min	N/A	1 h	N/A	3 h 30 min
Corte de leña	535i XP'	15 min	30 min	45 min	15 min	N/A	35 min	35 min	N/A	1 h	N/A	3 h 30 min
	435i 340i	15 min	30 min	45 min	15 min	N/A	35 min	35 min	N/A	1 h	N/A	4 h
	240i	N/A	30 min	45 min	N/A	N/A	N/A	N/A	N/A	N/A	N/A	N/A
	225i	N/A	30 min	40 min	N/A	N/A	N/A	N/A	N/A	N/A	N/A	N/A
Carpintería	540i XP'/XP G' 535i XP' T535i XP'	1 h 15 min	2 h 30 min	4 h 30 min	1 h 30 min	N/A	3 h	3 h	N/A	5 h 30 min	N/A	18 h 45 min
	435i 340i	1 h 15 min	2 h 30 min	4 h 30 min	1 h 30 min	N/A	3 h	3 h	N/A	5 h 30 min	N/A	20 h 30 min
PODA												
Poda	530iPT5 530iP4	40 min	1 h 30 min	2 h 50 min	50 min	N/A	2 h	2 h	N/A	3 h 30 min	N/A	11 h 30 min
	120iTK4-P	45 min	1 h 35 min	2 h 55 min	55 min	N/A	2 h 5 min	2 h 5 min	N/A	3 h 35 min	N/A	11 h 35 min
	115iPT4	40 min	1 h 30 min	2 h 50 min	50 min	N/A	2 h	2 h	N/A	3 h 30 min	N/A	11 h 30 min
	DP 110 FLXi	40 min	1 h 30 min	2 h 50 min	50 min	N/A	2 h	2 h	N/A	3 h 30 min	N/A	11 h 30 min
DESBROZADORA FORESTAL												
Desbroce	530iPX	30 min	1 h	2 h	40 min	N/A	1 h 20 min	1 h 20 min	N/A	2 h 30 min	N/A	8 h 15 min
DESBROZADORA												
Hierba gruesa (disco)	535iRXT 535iRX	—	15 min	35 min	—	N/A	25 min	25 min	N/A	45 min	N/A	2 h 25 min
	525iRXT	—	20 min	40 min	—	N/A	30 min	30 min	N/A	55 min	N/A	3 h
	325iR 325iRJ	15 min	30 min	55 min	20 min	N/A	40 min	40 min	N/A	1 h 10 min	N/A	2 h 50 min
Hierba gruesa (trimmer)	535iRXT 535iRX	—	10 min	20 min	—	N/A	15 min	15 min	N/A	30 min	N/A	1 h 50 min
	525iRXT	—	15 min	30 min	—	N/A	20 min	20 min	N/A	40 min	N/A	2 h 15 min
	325iR 325iRJ	10 min	20 min	40 min	15 min	N/A	30 min	30 min	N/A	50 min	N/A	2 h 50 min
RECORTADORES												
Corte intenso	525iLXT	—	15 min	30 min	—	N/A	20 min	20 min	N/A	40 min	N/A	2 h 15 min
	525iLK ²	—	15 min	30 min	—	N/A	25 min	25 min	N/A	40 min	N/A	2 h 15 min
	520iRX 520iLX	30 min	1 h	1 h 50 min	20 min	N/A	40 min	40 min	N/A	1 h 15 min	N/A	4 h 15 min
	325iLK	10 min	20 min	40 min	15 min	N/A	30 min	30 min	N/A	50 min	N/A	2 h 50 min
Recorte ligero	525iLXT 525iLK ²	—	30 min	60 min	—	30 min	40 min	40 min	N/A	1 h 15 min	1 h 20 min	4 h 10 min
	520iRX 520iLX	—	30 min	60 min	40 min	N/A	1 h 20 min	1 h 20 min	N/A	2 h 15 min	N/A	8 h 15 min
	325iLK 325iL	20 min	45 min	1 h 15 min	30 min	N/A	50 min	50 min	N/A	1 h 40 min	N/A	5 h 40 min
	215iL 115iL	30 min	1 h	1 h 50 min	30 min	N/A	1 h 15 min	1 h 15 min	N/A	2 h 20 min	N/A	N/A
	110iL FLXi	30 min	1 h	1 h 50 min	30 min	N/A	1 h 15 min	1 h 15 min	N/A	2 h 20 min	N/A	N/A
CORTASETOS												
Corte intenso	522iHDR60	25 min	45 min	1 h 25 min	30 min	N/A	1 h	1 h	N/A	1 h 50 min	N/A	6 h
	522iHD60 522iHD75	30 min	55 min	1 h 40 min	35 min	N/A	1 h 10 min	1 h 10 min	N/A	2 h 5 min	N/A	7 h
	520iHT4 520iHE3	25 min	50 min	1 h 20 min	30 min	N/A	1 h	1 h	N/A	1 h 45 min	N/A	6 h
Recorte ligero	522iHDR60 522iHD60 522iHD75	50 min	1 h 30 min	2 h 55 min	1 h	N/A	2 h	2 h	N/A	3 h 35 min	N/A	12 h
	520iHT4 520iHE3	50 min	1 h 30 min	3 h	1 h	N/A	2 h	2 h	N/A	3 h 45 min	N/A	12 h 30 min
	322iHD60	40 min	1 h 20 min	N/A	55 min	N/A	1 h 50 min	1 h 50 min	N/A	N/A	N/A	N/A
	215iHD45 115iHD45	45 min	1 h 30 min	N/A	1 h	N/A	2 h	2 h	N/A	—	N/A	7 h 30 min
	120iTK4-H	60 min	2 h	N/A	N/A	N/A	N/A	N/A	N/A	N/A	N/A	N/A
	DH110 FLXi	50 min	1 h 30 min	3 h	1 h	N/A	2 h	2 h	N/A	3 h 45 min	N/A	12 h 30 min
SOPLADORES												
Soplado intenso	550iBTX ³	—	—	—	—	—	—	—	—	—	—	1 h
	530iBX ⁴ 525iB Mark II	5 min	15 min	30 min	10 min	N/A	15 min	15 min	N/A	35 min	N/A	1 h 45 min
	340iBT ³	N/A	15 min	35 min	N/A	N/A	20 min	20 min	N/A	35 min	N/A	—
	325iB	10 min	20 min	40 min	15 min	N/A	25 min	25 min	N/A	45 min	N/A	2 h 40 min
	120iB	15 min	30 min	50 min	20 min	N/A	30 min	30 min	N/A	50 min	N/A	2 h 50 min
Soplado ligero	550iBTX ³	—	—	—	—	—	—	—	—	—	—	1 h 45 min
	530iBX ⁴ 525iB Mark II	15 min	30 min	50 min	15 min	N/A	35 min	35 min	N/A	1 h	N/A	3 h 30 min
	340iBT ³	15 min	20 min	45 min	20 min	N/A	30 min	30 min	N/A	55 min	N/A	—
	325iB	15 min	30 min	50 min	15 min	N/A	35 min	35 min	N/A	1 h	N/A	3 h 30 min
	120iB	20 min	35 min	1 h 10 min	25 min	N/A	45 min	45 min	N/A	1 h 25 min	N/A	4 h 45 min
	DB110 FLXi	20 min	35 min	1 h 10 min	25 min	N/A	45 min	45 min	N/A	1 h 25 min	N/A	4 h 45 min



TABLA DE TRABAJO CON UNA CARGA

APLICACIÓN	MODELO	BATERÍA										
		BLi10 40-B70	BLi20 40-B140	BLi30	BLi100	40-B140X	BLi200	BLi200X	40-B220X	BLi300	40-B330X	BLi950X
CORTACÉSPEDES												
Corte hierba 	LC 551iV ⁵	—	10 min	—	—	N/A	15 min	N/A	N/A	30 min	N/A	1 h 40 min
	LB 448i	—	20 min	35 min	—	N/A	25 min	N/A	N/A	45 min	N/A	—
	LC 353iVX LC 353iV	—	15 min	30 min	—	N/A	20 min	N/A	N/A	35 min	N/A	—
	LC 347iVX	—	15 min	30 min	—	N/A	20 min	N/A	N/A	40 min	N/A	—
	LC 142iS	—	30 min	1 h	—	N/A	40 min	N/A	N/A	1 h 10 min	N/A	—
	LC 142i	—	35 min	1 h 5 min	—	N/A	45 min	N/A	N/A	1 h 15 min	N/A	—
	LC 137i	30 min	1 h	1 h 55 min	40 min	N/A	1 h 15 min	N/A	N/A	2 h 15 min	N/A	—
ESCARIFICADORES												
Escarificar	S 138i	—	25 m	50 m	—	N/A	30 m	N/A	—	1 h	—	—

 Best option. N/A = Values were not available at time of printing. — = Not recommended.

¹Full capacity only provided by BLi200X, BLi300, 40-B330X or 40-B220X. ²Equipped with trimmer attachment. ³Requires BLi backpack batteries. ⁴Requires backpack battery/battery belt FLEXI. ⁵Requires adapter plate and battery adapter for use with backpack battery.







The runtimes are up-to times and correspond to work time using save^E: actual work, basic maintenance and movement/climbing needed for generic operations. Given guidelines are indicative only and may not always be repeatable from one setting to another. Required battery temperature for charging: min. 5 °C max. 50 °C.

Husqvarna Aspire™ 18V

TABLA DE TRABAJO CON UNA CARGA

APLICACIÓN	MODELO	BATERÍA			
		P4A 18-B36	P4A 18-B45	P4A 18-B72	P4A 18-B108
MOTOSIERRA					
Poda 	Aspire™ P5-P4A Aspire™ P5-P4A + Aspire™ pole-P4A	25 min	30 min	60 min	80 min
RECORTADORA					
Hierba fina 	Aspire™ T28-P4A	20 min	25 min	50 min	75 min
CORTASETOS					
Recorte ligero 	Aspire™ H50-P4A	30 min	40 min	80 min	120 min
SOPLADOR					
Soplado ligero 	Aspire™ B8X-P4A	12 min	15 min	30 min	45 min
CORTACÉSPED					
Corte 	Aspire™ LC34-P4A	8 min	10 min	25 min	40 min
CORTASETOS					
Dar forma /recorte 	Aspire™ S20-P4A Aspire™ S20-P4A + Aspire™ pole-P4A	70 min	90 min	180 min	270 min

TIEMPO DE CARGA PARA DIFERENTES CARGADORES Y BATERIAS

BATERÍA	P4A 18-C50		P4A 18-C70		P4A 18-C170	
	CHARGING LEVEL		CHARGING LEVEL		CHARGING LEVEL	
						
P4A 18-B36	—	65 min	32 min	45 min	22 min	30 min
P4A 18-B45	—	80 min	40 min	60 min	25 min	36 min
P4A 18-B72	—	116 min	64 min	95 min	27 min	35 min
P4A 18-B108	—	188 min	96 min	130 min	45 min	62 min

